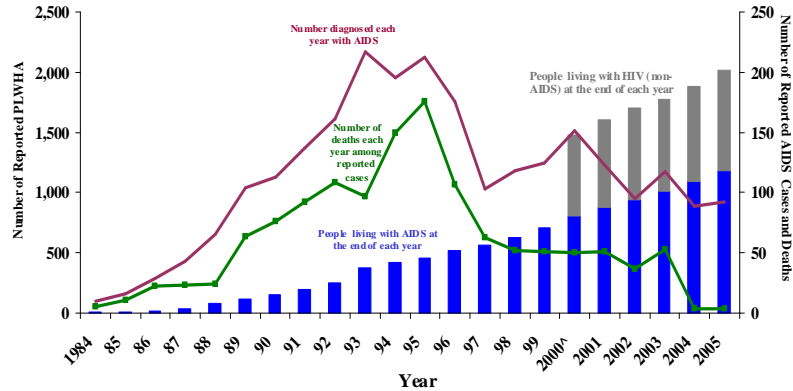


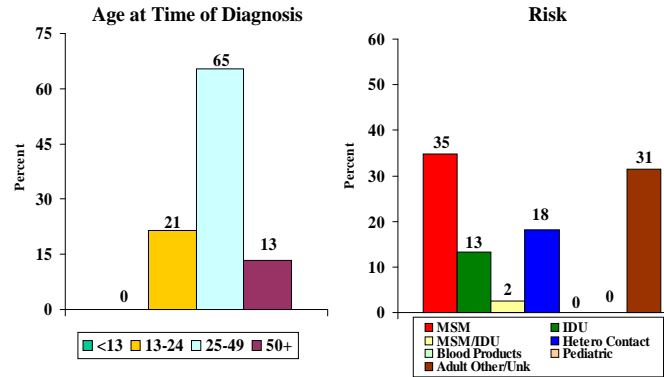
Area Profile of the Buffalo Ryan White Region of New York State: 2005

**Reported AIDS Cases, Persons Living with HIV, Persons Living with AIDS, and Deaths: 1984 through 2005
Buffalo Ryan White Region**

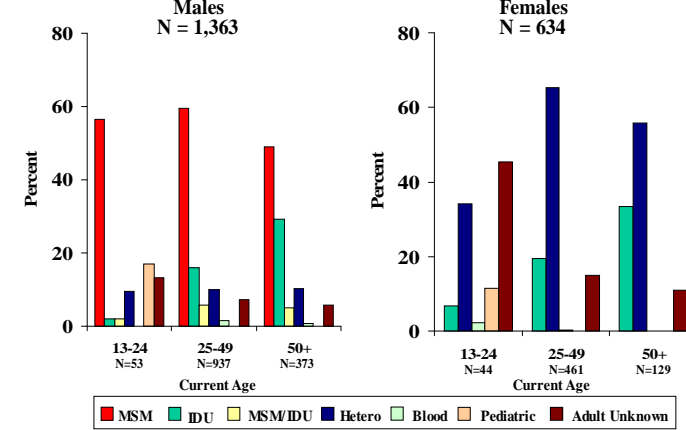


^ HIV named reporting began in NYS in 2000

**Newly Diagnosed HIV Cases by Age at Time of Diagnosis and Risk
January – December 2005
Buffalo Ryan White Region
N = 121**



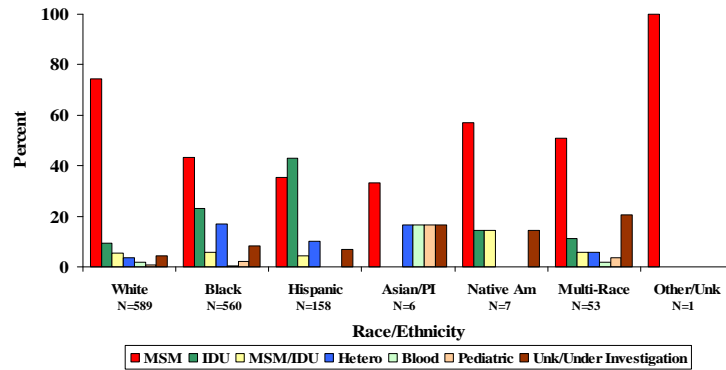
**Persons Ages 13 and Older, Living with HIV/AIDS by Gender, Risk and Current Age
Buffalo Ryan White Region**



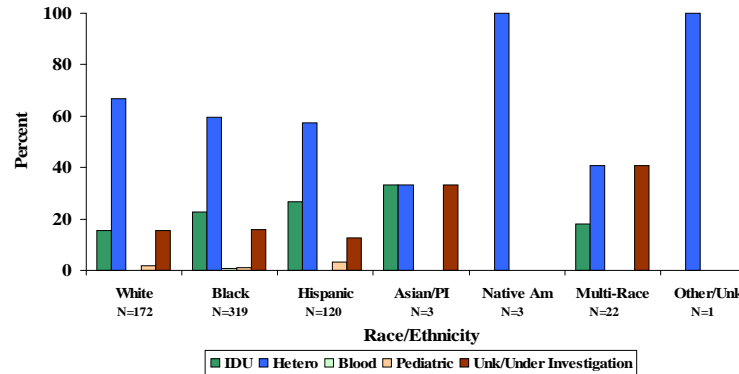
Data Notes

- HIV/AIDS data are as of February 2007.
- Case numbers for years 2004 and 2005 may increase due to delayed reporting.
- Unless individuals are known to be deceased from the NYS or NYC Vital Records or the National Death Index, they are presumed to be living.
- HIV/AIDS case data reported here include [a] all CDC-confirmed cases (for which race/ethnicity must be included), [b] all surveilled cases for which race/ethnicity is unknown, and [c] exclude prisoners, unless otherwise noted.

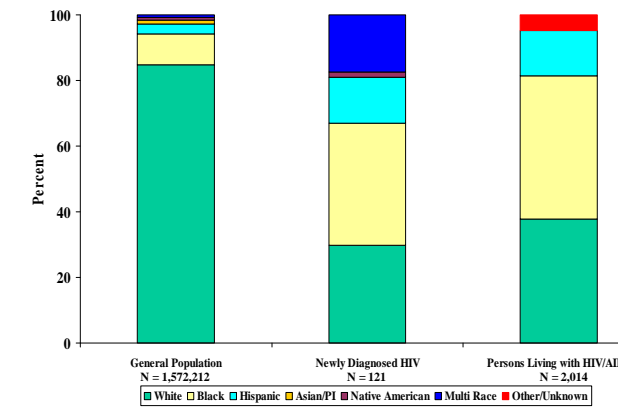
**Males Living with HIV/AIDS by Race/Ethnicity and Risk
Buffalo Ryan White Region
N=1,374**



**Females Living with HIV/AIDS by Race/Ethnicity and Risk
Buffalo Ryan White Region
N=640**



Race/Ethnicity of General Population*, Newly Diagnosed HIV and Persons Living with HIV/AIDS***
Buffalo Ryan White Region**



* Population for 2004 from U.S. Census, Annual County Resident Population Estimates by Age, Sex, Race and Hispanic Origin 2006
** January – December 2005
*** Diagnosed and alive as of December 31, 2005

**Persons Living with HIV and AIDS and Cumulative AIDS Cases
Buffalo Ryan White Region**

County of Residence at Time of Diagnosis	Living with HIV		Living with AIDS		Cumulative AIDS Cases	
	Excluding Prisoners	Including Prisoners	Excluding Prisoners	Including Prisoners	Excluding Prisoners	Including Prisoners
Allegany	12	6	11	6	22	3
Cattaraugus	58	36	23	17	47	7
Chautauqua	95	115	70	68	122	52
Erie	1,039	716	17	634	1,954	2,172
Genesee	27	7	23	17	45	9
Niagara	100	5	94	62	229	35
Orleans	269	206	31	18	48	91
Wyoming	184	106	14	9	25	49
Totals	1,784	1,267	1,183	831	2,492	3,458

Childbearing Women:

2005 data from the NYS Comprehensive Newborn Screening Program indicate that women giving birth who resided in the Buffalo Ryan White Region had a prevalence of 0.09% (n=15) or approximately one in 1111 women giving birth had a positive HIV test result.

Data Sources

- Bureau of HIV/AIDS Epidemiology, NYSDOH (BHAE)
- Community Needs Index for Northeastern New York – 2000; AIDS Institute, NYSDOH

Contact Information:

Bureau of HIV/AIDS Epidemiology
New York State Department of Health
Corning Tower, Albany, New York 12237

(518)474-4284 E-mail: bhae@health.state.ny.us