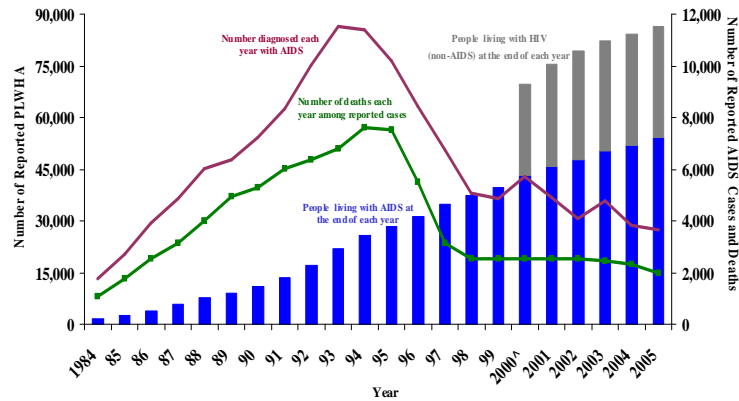


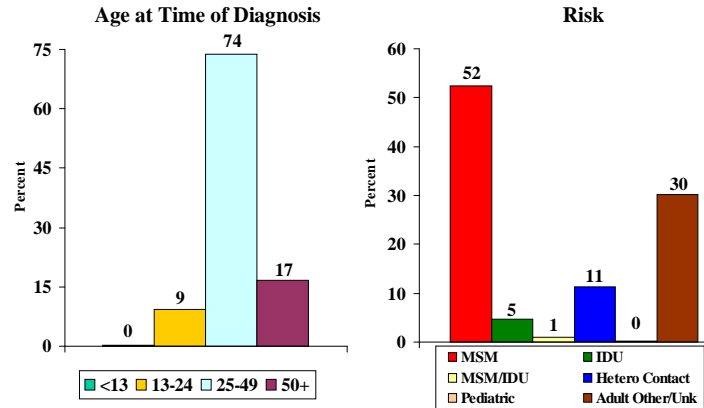
Area Profile of Manhattan, New York City: 2005

Reported AIDS Cases, Persons Living with HIV, Persons Living with AIDS, and Deaths: 1984 through 2005
Manhattan, New York City

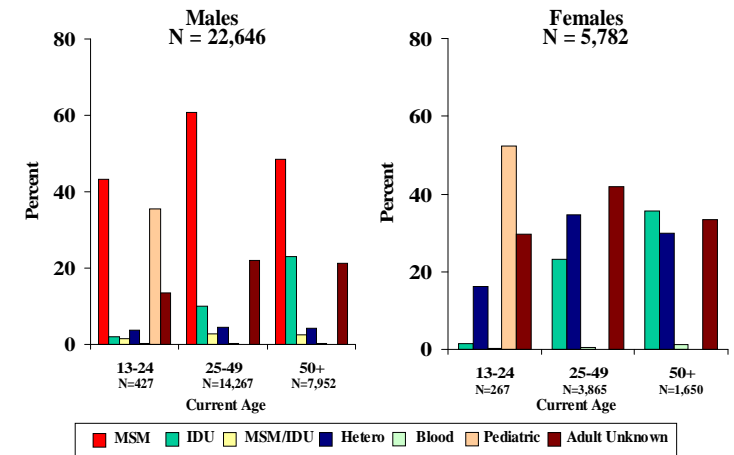


* HIV named reporting began in NYS in 2000

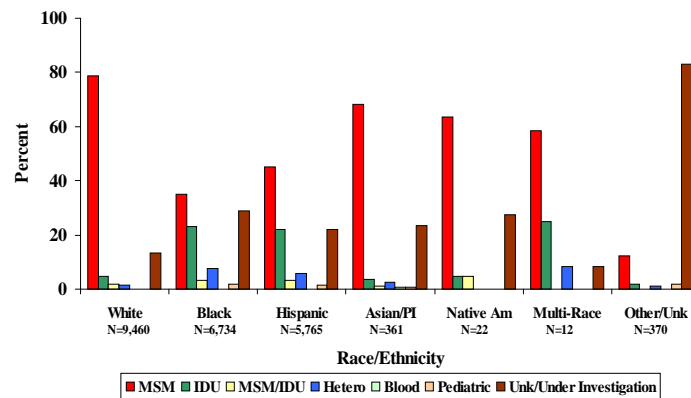
Newly Diagnosed HIV Cases by Age at Time of Diagnosis and Risk
January – December 2005
Manhattan, New York City
N = 1,062



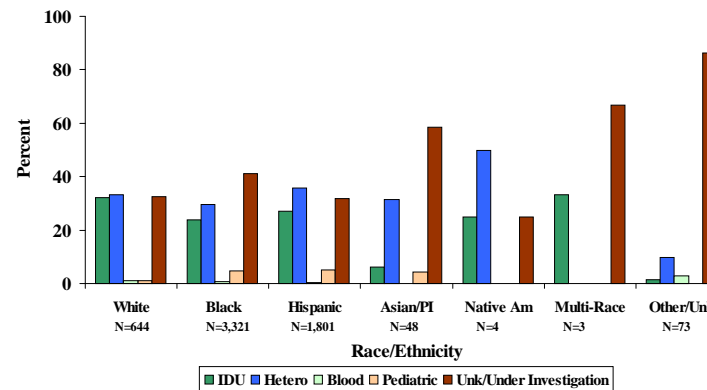
Persons Ages 13 and Older, Living with HIV/AIDS by Gender, Risk and Current Age
Manhattan, New York City



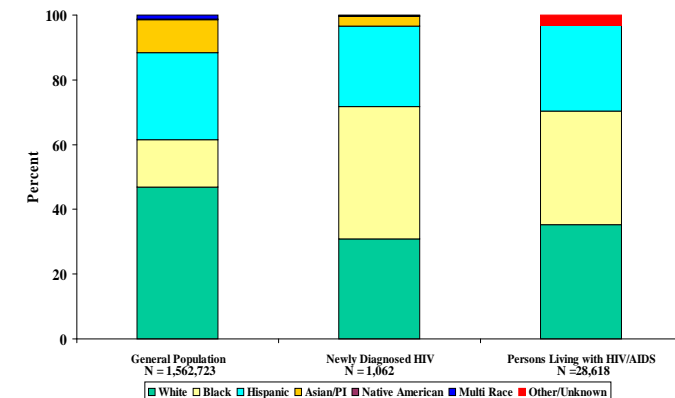
Males Living with HIV/AIDS by Race/Ethnicity and Risk
Manhattan, New York City
N=22,724



Females Living with HIV/AIDS by Race/Ethnicity and Risk
Manhattan, New York City
N=5,894



Race/Ethnicity of General Population*, Newly Diagnosed HIV, and Persons Living with HIV/AIDS*****
Manhattan, New York City



* Population for 2004 from U.S. Census, Annual County Resident Population Estimates by Age, Sex, Race and Hispanic Origin 2006
** January – December 2005
*** Diagnosed and alive as of December 31, 2005

Persons Living with HIV/AIDS and Cumulative AIDS Cases
Manhattan, New York City

United Hospital Fund Neighborhood at Time of Diagnosis	Living with HIV	Living with AIDS	Cumulative AIDS Cases
Washington Heights – Inwood	1,184	1,978	4,643
Central Harlem-Morningside Heights	1,359	2,360	6,384
East Harlem	920	1,677	4,632
Upper West Side	1,002	1,897	6,337
Upper East Side	455	795	2,240
Chelsea-Clinton	2,199	2,885	7,653
Gramercy Park-Murray Hill	706	1,187	3,446
Greenwich Village-Soho	695	1,154	3,552
Union Square-Lower East Side	1,068	1,872	5,683
Lower Manhattan	162	203	529
Unknown	1,455	1,438	3,603
TOTAL	11,205	17,446	48,702

Data Sources

- Bureau of HIV/AIDS Epidemiology, NYSDOH (BHA E)
- Community Needs Index for Northeastern New York – 2000; AIDS Institute, NYSDOH

Contact Information:

Bureau of HIV/AIDS Epidemiology
New York State Department of Health
Corning Tower, Albany, New York 12237
(518)474-4284 E-mail: bhae@health.state.ny.us

Data Notes

- HIV/AIDS data are as of February 2007. Case numbers for years 2004 and 2005 may increase due to delayed reporting.
- Unless individuals are known to be deceased from the NYS or NYC Vital Records or the National Death Index, they are presumed to be living.
- HIV/AIDS case data reported here include [a] all CDC-confirmed cases (for which race/ethnicity must be included), [b] all surveilled cases for which race/ethnicity is unknown, and [c] exclude prisoners, unless otherwise noted.

Childbearing Women:

2005 data from the NYS Comprehensive Newborn Screening Program indicate that women giving birth who resided in Manhattan, NYC, had a prevalence of 0.38% (n=75) or approximately one in 263 women giving birth had a positive HIV test result.