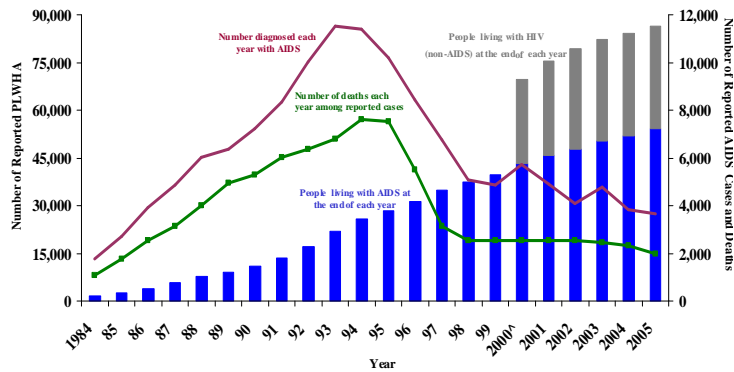


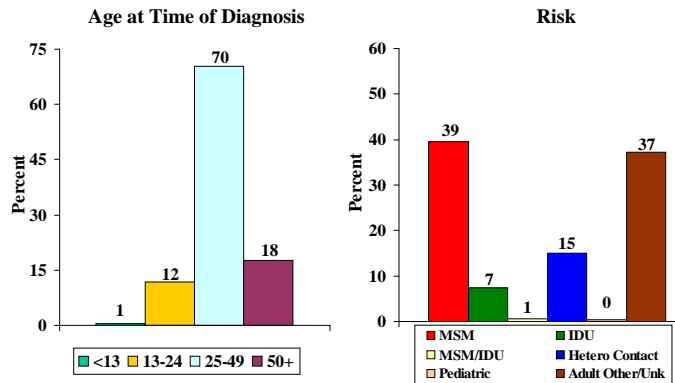
Area Profile of Queens, New York City: 2005

Reported AIDS Cases, Persons Living with HIV, Persons Living with AIDS, and Deaths: 1984 through 2005
Queens, New York City

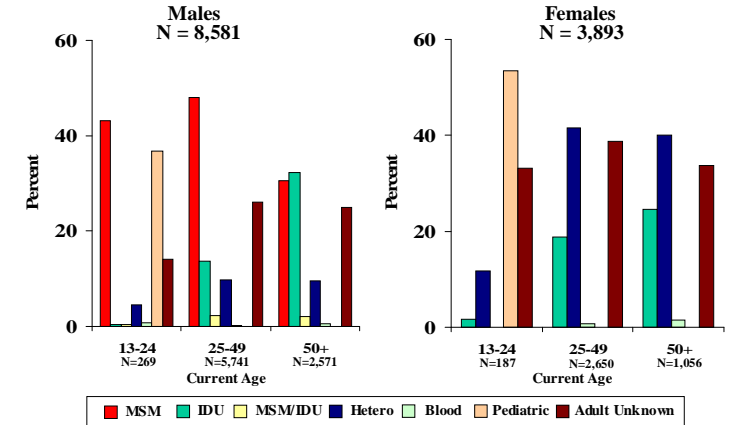


* HIV named reporting began in NYS in 2000

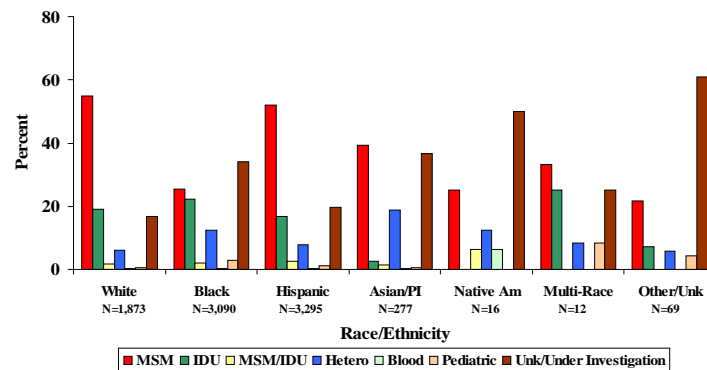
Newly Diagnosed HIV Cases by Age at Time of Diagnosis and Risk
January – December 2005
Queens, New York City
N = 575



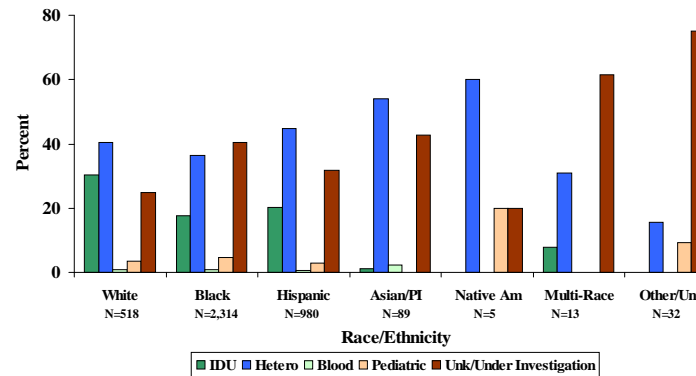
Persons Ages 13 and Older, Living with HIV/AIDS by Gender, Risk and Current Age
Queens, New York City



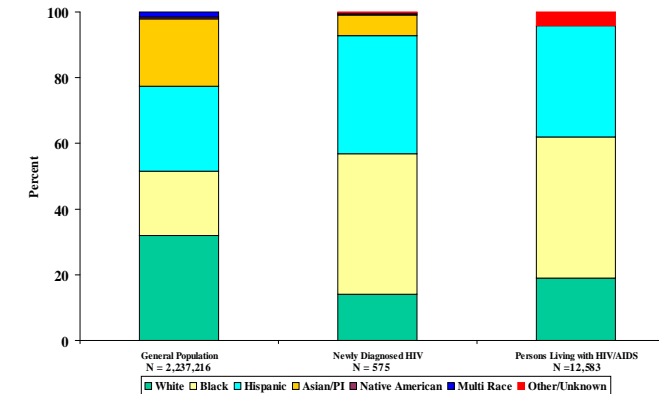
Males Living with HIV/AIDS by Race/Ethnicity and Risk
Queens, New York City
N=8,632



Females Living with HIV/AIDS by Race/Ethnicity and Risk
Queens, New York City
N=3,951



Race/Ethnicity of General Population*, Newly Diagnosed HIV and Persons Living with HIV/AIDS*****
Queens, New York City



Persons Living with HIV/AIDS and Cumulative AIDS Cases
Queens, New York City

| United Hospital Fund Neighborhood at Time of Diagnosis | Living with HIV | Living with AIDS | Cumulative AIDS Cases |
|--|-----------------|------------------|-----------------------|
| Long Island City-Astoria | 527 | 882 | 1,947 |
| West Queens | 945 | 2,418 | 5,141 |
| Flushing-Clearview | 195 | 408 | 979 |
| Bayside – Little Neck | 39 | 80 | 227 |
| Ridgewood-Forest Hills | 306 | 530 | 1,280 |
| Fresh Meadows | 78 | 132 | 341 |
| Southwest Queens | 402 | 736 | 1,838 |
| Jamaica | 785 | 1,623 | 3,952 |
| Southeast Queens | 314 | 619 | 1,403 |
| Rockaway | 257 | 449 | 1,137 |
| Unknown | 355 | 504 | 1,200 |
| TOTAL | 4,203 | 8,381 | 19,495 |

Data Notes

- HIV/AIDS data are as of February 2007. Case numbers for years 2004 and 2005 may increase due to delayed reporting.
- Unless individuals are known to be deceased from the NYS or NYC Vital Records or the National Death Index, they are presumed to be living.
- HIV/AIDS case data reported here include [a] all CDC-confirmed cases (for which race/ethnicity must be included), [b] all surveilled cases for which race/ethnicity is unknown, and [c] exclude prisoners, unless otherwise noted.

Childbearing Women:

2005 data from the NYS Comprehensive Newborn Screening Program indicate that women giving birth who resided in Queens, NYC, had a prevalence of 0.19% (n=55) or approximately one in 526 women giving birth had a positive HIV test result.

Data Sources

- Bureau of HIV/AIDS Epidemiology, NYSDOH (BHAЕ)
- Community Needs Index for Northeastern New York – 2000; AIDS Institute, NYSDOH

Contact Information:

Bureau of HIV/AIDS Epidemiology
New York State Department of Health
Corning Tower, Albany, New York 12237
(518)474-4284 E-mail: bhae@health.state.ny.us

* Population for 2004 from U.S. Census, Annual County Resident Population Estimates by Age, Sex, Race and Hispanic Origin 2006
** January – December 2005
*** Diagnosed and alive as of December 31, 2005